


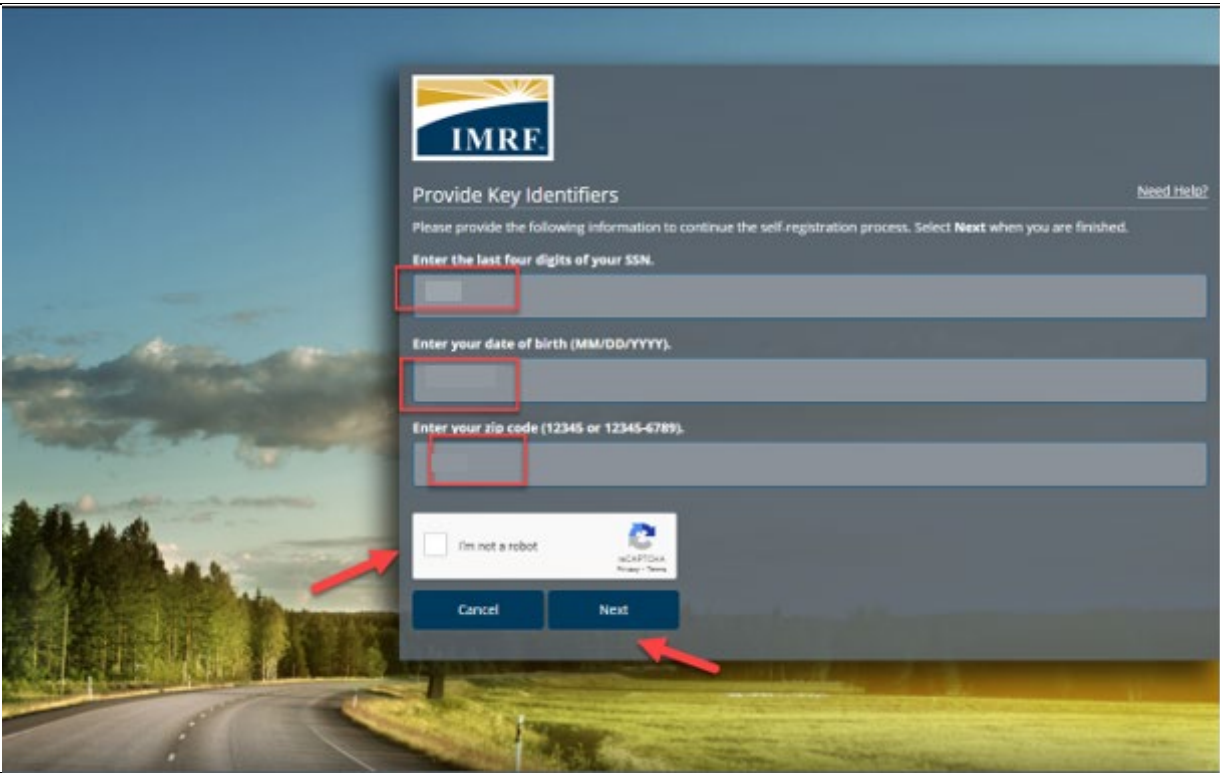


Locally funded, financially sound.



Self-Registration for Member Access Portal

 <p>Sign In Need Help?</p> <p>Welcome to IMRF Member Access! This website provides the information and tools you need to manage your IMRF benefits. Please enter your user ID and password to access the site. If this is your first time logging in, please use the self-registration link. If you need help logging in, contact IMRF Member Services at 1-800-ASK-IMRF (275-4673).</p> <p>User ID: Forgot your User ID? <input type="text"/></p> <p>Password: Forgot your Password? <input type="password"/></p> <p><input type="button" value="Sign In"/> Self-registration</p>		<p>Go to the Member Access Sign In page and click on “Self-registration”.</p>
--	--	---





The screenshot shows a web form titled "Provide Key Identifiers" with the IMRF logo. The form contains three input fields: "Enter the last four digits of your SSN", "Enter your date of birth (MM/DD/YYYY)", and "Enter your zip code (12345 or 12345-6789)". Below these fields is a CAPTCHA section with the text "I'm not a robot" and a "Next" button. Red boxes highlight the three input fields, and red arrows point to the CAPTCHA checkbox and the "Next" button.

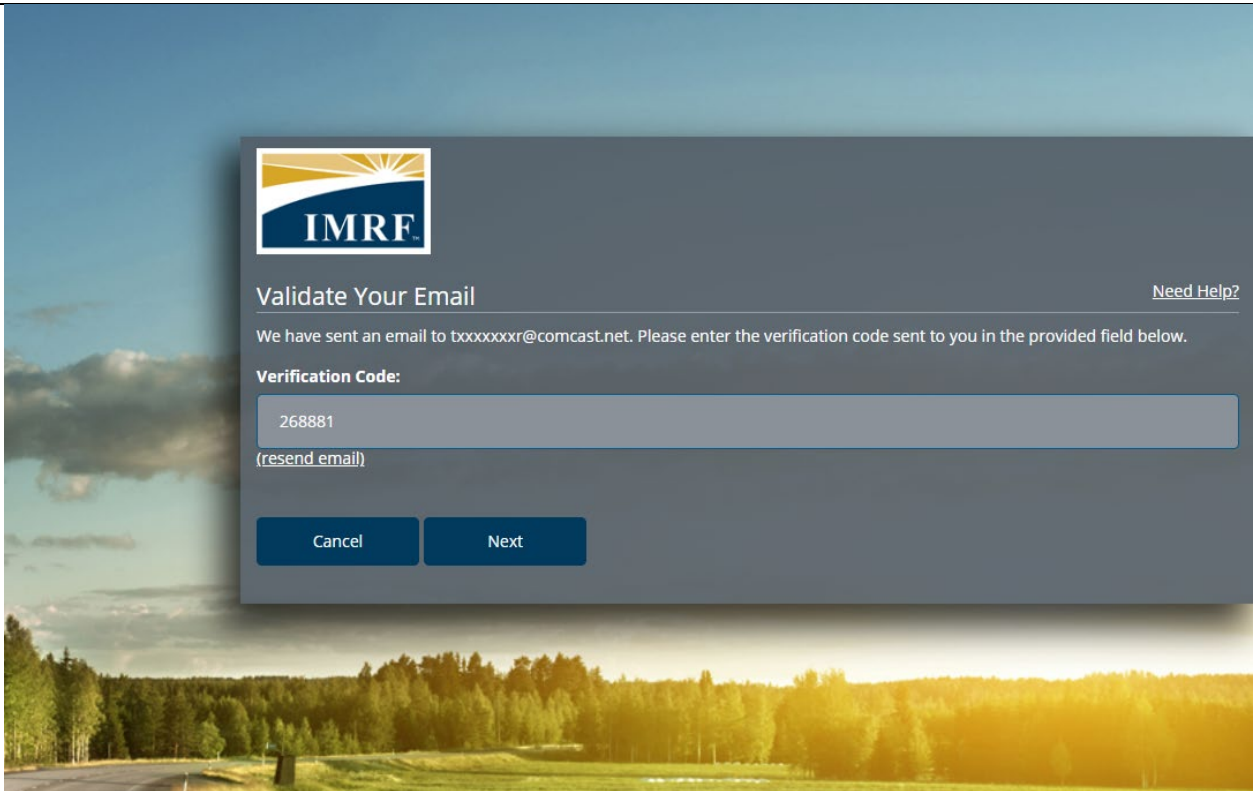
On the “Provide Key Identifiers” page, answer the security questions by filling the following fields:

1. Last 4 digits of SSN
2. Date of Birth (MM/DD/YYYY)
3. Zip Code (12345 or 12345-6789)

Click the box next to “I’m not a robot” and click “Next”.

			<p>If a CAPTCHA image appears, follow the instructions then click “Next”.</p>
--	--	--	---

 <h3>Select Preferred Communication Channel</h3> <p>We have on file both your phone and your email. Please select your preferred communication channel from the list below.</p> <p>Select</p> <p>Select xxx-xxx-3212 txxx@imrf.org</p>		<p>If you have both a mobile phone number and email address on file, you can choose where you would like your verification to be sent.</p>
---	--	--



If you only have an email address on file, you will see this message and your verification will be sent to your email.


Dear Dan,

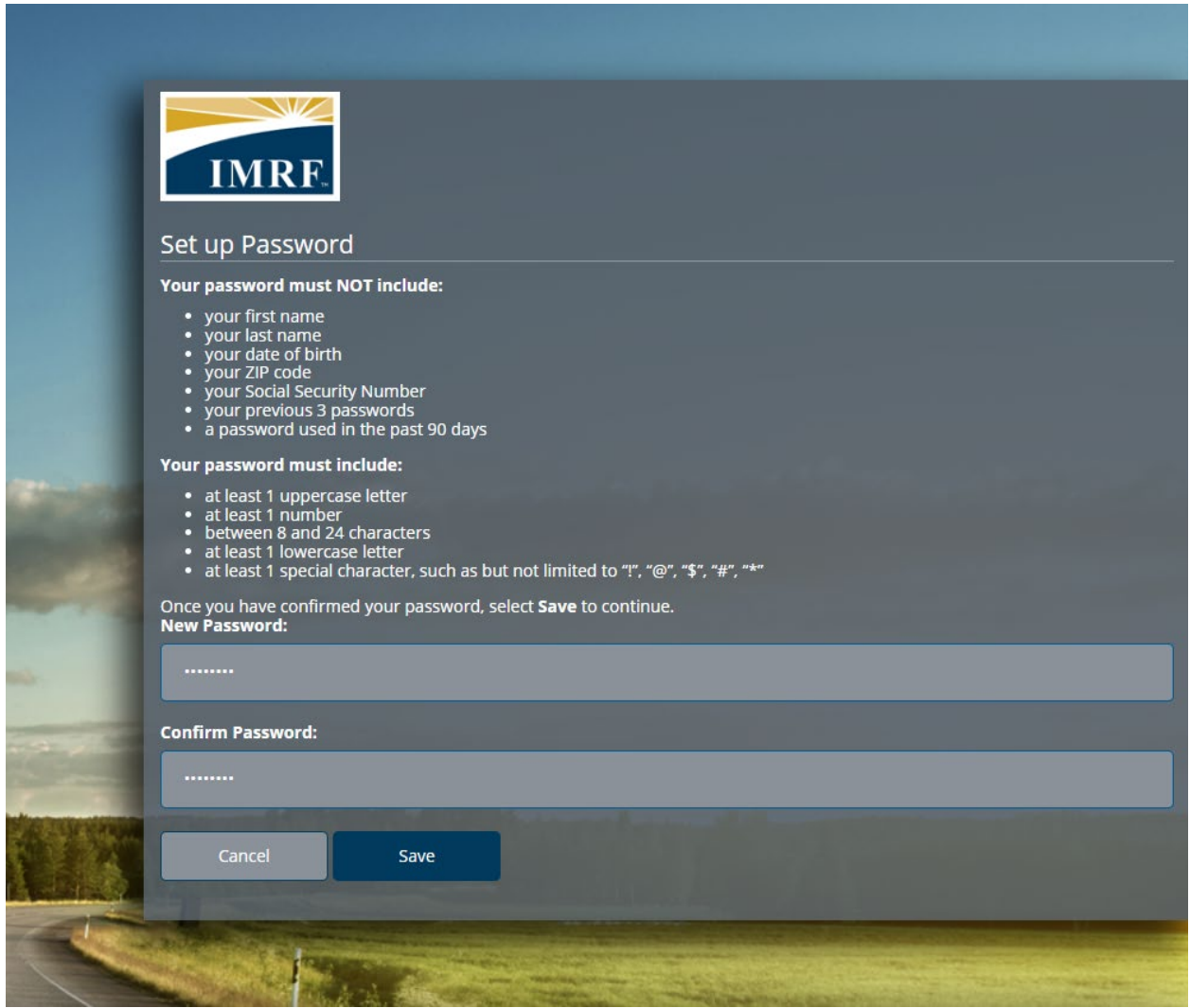
Your address verification code is 5446456. Please enter this code to complete your address verification. This one-time use code will expire in 15 minutes.

Thank you

Disclaimer: This email is intended solely for the use of the individual to whom it is addressed to. Do not share this code with anyone.

Retrieve the verification code from either your email or mobile phone.

 <h3>Validate Your Email</h3> <p>Need Help?</p> <p>We have sent an email to the address you have on file.</p> <p>Verification Code:</p> <input data-bbox="304 558 1577 630" type="text" value="5446456"/> <p>(resend email)(change your email)</p> <p><input data-bbox="304 719 518 781" type="button" value="Cancel"/> <input data-bbox="522 719 737 781" type="button" value="Next"/></p>	<p>On the validation page, enter the verification code from your email/text message in the “Verification Code” box.</p> <p>*Verification code expires in 15 minutes.</p> <p>Click “Next”.</p>
---	---



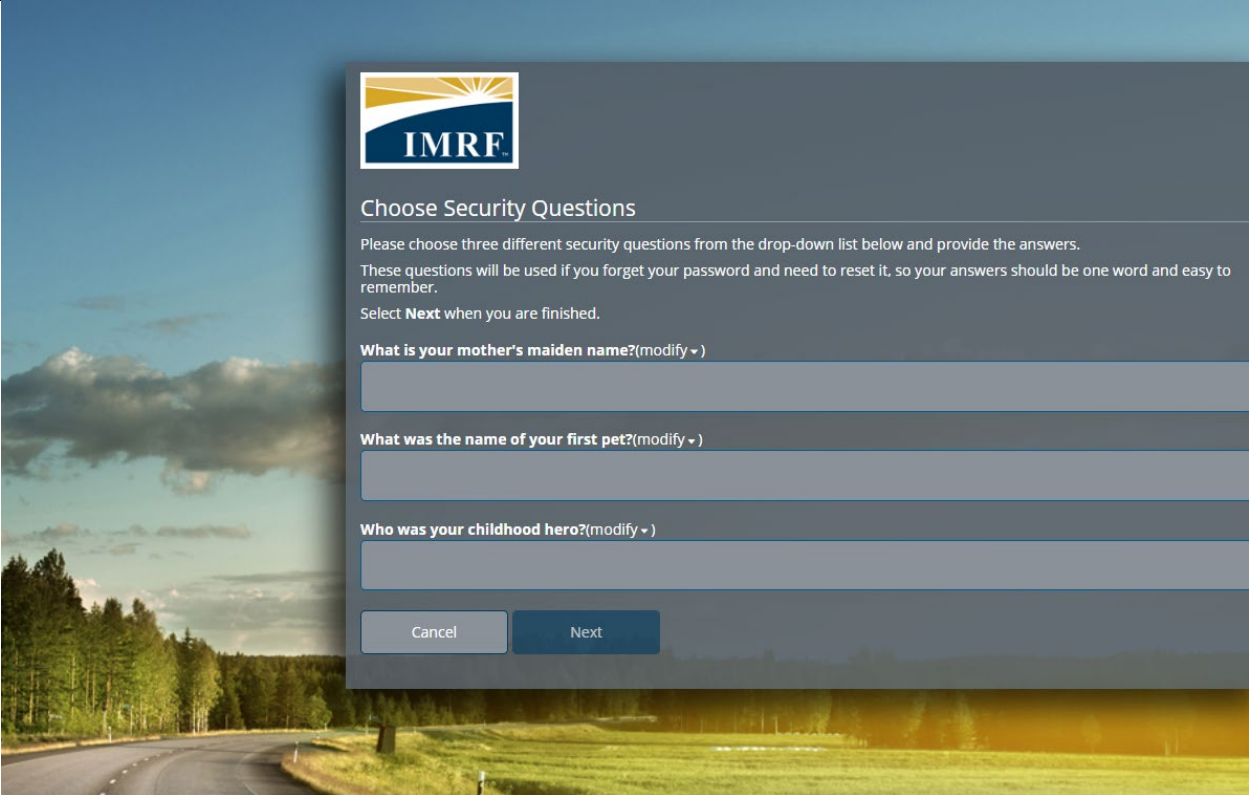
On the “Set up Password” page, enter “New Password” and “Confirm Password”.

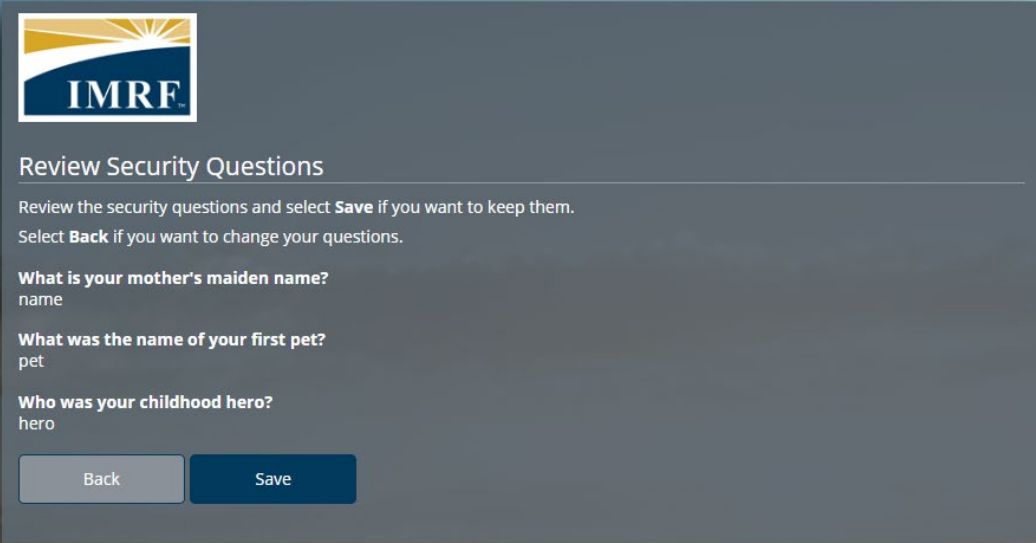
*Password criteria:
Cannot include:

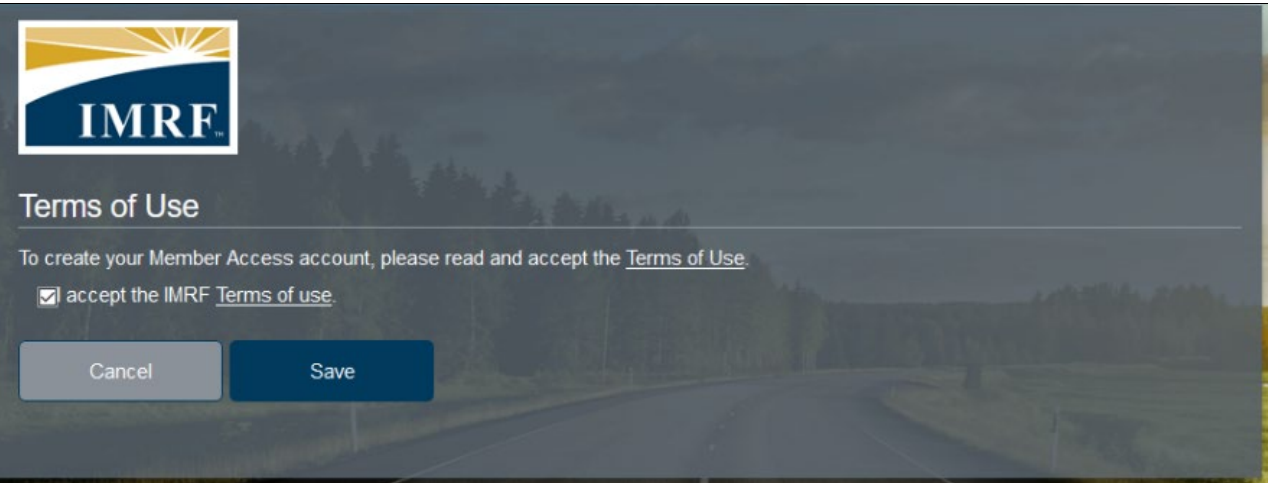
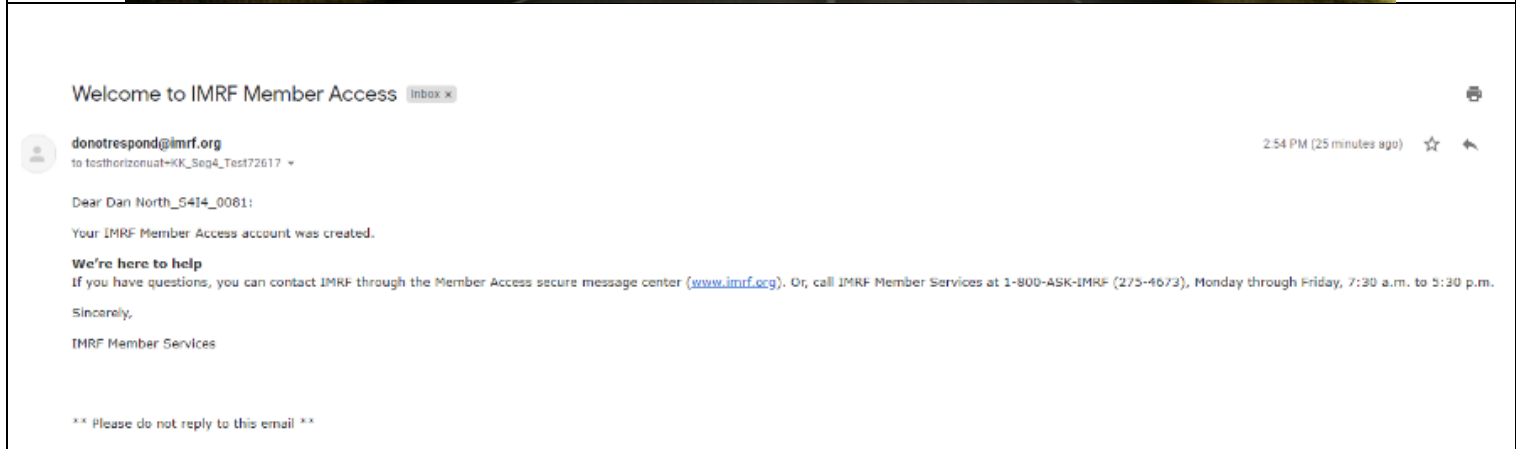
- your first name
- your last name
- your previous 3 passwords
- a password used in the past 90 days


Must include:

- at least 1 uppercase letter
- at least 1 number
- between 8 and 24 characters
- at least 1 lowercase letter
- at least 1 special character such as, but not limited to, “!”, “@”, “\$”, “#”, “*”

 <p>IMRF</p> <h3>Choose Security Questions</h3> <p>Please choose three different security questions from the drop-down list below and provide the answers. These questions will be used if you forget your password and need to reset it, so your answers should be one word and easy to remember. Select Next when you are finished.</p> <p>What is your mother's maiden name?(modify ▾)</p> <input type="text"/> <p>What was the name of your first pet?(modify ▾)</p> <input type="text"/> <p>Who was your childhood hero?(modify ▾)</p> <input type="text"/> <p>Cancel Next</p>		<p>On the “Choose Security Questions” page, provide answers to three security questions.</p> <p>You can click on “modify” to choose different security questions.</p> <p>Click “Next”.</p>
---	--	--

	<p>On the “Review Security Questions Screen”, review the content of each security question and click “Save”</p>
--	---

 <p>The screenshot shows a dialog box with the IMRF logo at the top left. Below the logo, the text reads "Terms of Use" followed by "To create your Member Access account, please read and accept the Terms of Use." There is a checked checkbox next to the text "accept the IMRF Terms of use." At the bottom of the dialog box are two buttons: "Cancel" and "Save".</p>	<p>Click to accept the IMRF Terms of Use and click "Save"</p>
 <p>The screenshot shows an email interface. The subject line is "Welcome to IMRF Member Access" with an "Inbox x" indicator. The sender is "donotrespond@imrf.org" with a small profile icon and a "to testhorizonuat+KK_Seg4_Test72617" address. The time is "2:54 PM (25 minutes ago)". The email body contains the following text: "Dear Dan North_5414_0081: Your IMRF Member Access account was created. We're here to help If you have questions, you can contact IMRF through the Member Access secure message center (www.imrf.org). Or, call IMRF Member Services at 1-800-ASK-IMRF (275-4673), Monday through Friday, 7:30 a.m. to 5:30 p.m. Sincerely, IMRF Member Services". At the bottom, it says "** Please do not reply to this email **".</p>	<p>You will receive a "Welcome to IMRF Member Access" email to the email address on file.</p>

 <h3>Terms of Use</h3> <p>You have successfully completed your registration. Select Continue to go to the home page.</p> <hr/> <p>To create your Member Access account, please read and accept the Terms of Use.</p> <p><input checked="" type="checkbox"/> I accept the IMRF Terms of use.</p> <p><input type="button" value="Cancel"/> <input type="button" value="Save"/> <input type="button" value="Continue"/></p>		<p>Click “Continue” to be redirected to your Member Access account.</p>
--	--	---